

Event: RTI IMS Open Test
Track: Indianapolis Motor Speedway RC
Report: Section Data Report
Session: Indy Lights Test Session 2

2.439 mile(s)

Indy Lights
May 9, 2019



Section Data for Car 13 - Claman, Zachary

Lap	T/S I6 to I7	I7 to I8	I8 to I9	I9 to SF	SF to I1	I1 to I2	I2 to I3A	I3A to I3	I3 to I4	I4 to I5A	I5A to I5	I5 to I6	Lap	PI to PO	PO to SF	
1	T	5.3800	8.5282	8.5512	4.1210	5.7166	11.2979	3.7778	8.6806	8.4004	6.7978	5.2246	7.4730	83.9491	88.4631	
	S	130.661	64.359	100.145	143.610	160.060	80.566	103.415	96.296	146.259	87.762	89.002	98.810	104.592	91.120	
2	T	5.1153	7.7620	7.9696	4.0078	5.6529	9.6558	3.6006	8.3033	8.3052	6.4407	5.0466	7.3531	79.2129		
	S	137.422	70.712	107.454	147.667	161.864	94.267	108.505	100.672	147.936	92.628	92.141	100.421	110.846		
3	T	5.0641	7.6430	7.9362	3.9891	5.6271	9.5372	3.5438	8.2589	8.2973	6.2502	5.0571	7.3396	78.5436		
	S	138.811	71.813	107.906	148.359	162.606	95.440	110.244	101.213	148.077	95.451	91.950	100.606	111.790		
4	T	5.0475	7.6404	7.8718	3.9914	5.6375	9.5127	3.5013	10.0745	9.1979	6.9188	5.1610	7.3269	81.8817		
	S	139.268	71.837	108.789	148.273	162.306	95.685	111.582	82.973	133.578	86.228	90.099	100.781	107.233		
5	T	5.0116	7.5013	7.9022	3.9777	5.6309	43.5416	4.2812	9.3476	8.4599	6.6816	5.0636	7.3204	114.7196		
	S	140.265	73.169	108.370	148.784	162.496	20.905	91.255	89.425	145.231	89.289	91.832	100.870	76.538		
6	T	5.0335	7.3965	7.9124	3.9775	5.6284	9.4942	3.5378	8.3047	8.2892	6.1904	4.9337	7.2982	77.9965		
	S	139.655	74.206	108.231	148.791	162.568	95.872	110.431	100.655	148.221	96.374	94.250	101.177	112.574		
7	T	4.9941	7.3289	7.8821	3.9717	5.6203	9.3815	3.5692	8.2306	8.3302	6.1380	4.9708	7.3372	77.7546		
	S	140.757	74.890	108.647	149.009	162.803	97.024	109.459	101.561	147.492	97.196	93.546	100.639	112.925		
8	T	4.9760						3.9849	9.0009	8.5414	6.9796	5.3085	7.3732	532.4751	445.9984	84.3392
	S	141.269						98.041	92.870	143.845	85.476	87.595	100.148	16.490	3.185	95.576
9	T	5.1287	7.5196	7.8999	3.9885	5.6285	9.5745	3.5360	8.2022	8.2889	6.1386	4.9481	7.3861	78.2396		
	S	137.063	72.991	108.402	148.381	162.566	95.068	110.487	101.913	148.227	97.187	93.975	99.973	112.225		
10	T	5.0465	7.4360	7.8678	3.9722	5.6256	9.3993	3.6032	8.2074	8.6180	7.9508	7.5385	7.3694	82.6347		
	S	139.295	73.812	108.844	148.990	162.649	96.840	108.426	101.848	142.566	75.035	61.683	100.199	106.256		
11	T	5.0191	7.3444	7.8414	3.9712	5.6177	10.5260	3.9760	9.1370	8.5539	6.8337	5.3852	7.7108	81.9164		
	S	140.056	74.732	109.211	149.028	162.878	86.474	98.260	91.486	143.635	87.301	86.348	95.763	107.187		
12	T	5.7205						4.4316	9.7179	8.4982	6.6020	5.2322	7.2733	308.4601	225.0316	82.7233
	S	122.883						88.158	86.017	144.576	90.365	88.873	101.523	28.465	6.313	97.443
13	T	5.0646	7.4009	7.8352	3.9693	5.6381	9.4142	3.5526	8.2144	8.2619	6.1347	4.9837	7.2540	77.7236		
	S	138.798	74.162	109.297	149.099	162.289	96.687	109.971	101.761	148.711	97.249	93.304	101.793	112.970		
14	T	5.0099	7.3274	7.8282	3.9672	5.6211	9.2814	3.5268	8.1407	8.2484	6.0198	4.9826	7.1566	77.1101		
	S	140.313	74.906	109.395	149.178	162.780	98.070	110.775	102.683	148.955	99.105	93.325	103.179	113.868		
15	T	4.9754	7.3064	7.8274	3.9534	5.6035	9.3289	3.5404	8.0761	8.2724	5.9650	4.9874	7.2258	77.0621		
	S	141.286	75.121	109.406	149.699	163.291	97.571	110.350	103.504	148.522	100.015	93.235	102.191	113.939		
16	T	4.9904	7.3165	7.8200	3.9562	5.5974	9.3098	3.5719	8.1247	8.2347	6.1002	4.9415	7.1633	77.1266		
	S	140.861	75.017	109.509	149.593	163.469	97.771	109.376	102.885	149.202	97.799	94.101	103.082	113.844		
17	T	5.0763						4.8357	11.5012	9.4591	8.5580	6.1989	8.2266	269.9616	178.6973	92.7293
	S	138.478						80.791	72.680	129.889	69.711	75.013	89.759	32.525	7.950	86.928
18	T	5.4105	8.2589	8.3242	4.0490	5.6790	10.6972	3.9534	8.8767	8.5332	6.5209	5.2982	7.3694	82.9706		
	S	129.924	66.457	102.876	146.164	161.120	85.090	98.822	94.169	143.983	91.489	87.766	100.199	105.825		
19	T	5.0076	7.4725	8.8164	4.2298	5.7415	10.3728	3.8584	8.6934	8.5272	7.2547	5.7534	8.0080	83.7357		
	S	140.378	73.451	97.133	139.916	159.366	87.751	101.255	96.154	144.084	82.235	80.822	92.209	104.859		

Event: RTI IMS Open Test
Track: Indianapolis Motor Speedway RC
Report: Section Data Report
Session: Indy Lights Test Session 2

2.439 mile(s)

Indy Lights
 May 9, 2019



Section Data for Car 13 - Claman, Zachary

Lap	T/SF to PI	
1	T	
	S	
2	T	
	S	
3	T	
	S	
4	T	
	S	
5	T	
	S	
6	T	
	S	
7	T	80.2520
	S	99.726
8	T	
	S	
9	T	
	S	
10	T	
	S	
11	T	82.7155
	S	96.756
12	T	
	S	
13	T	
	S	
14	T	
	S	
15	T	
	S	
16	T	77.6211
	S	103.106
17	T	
	S	
18	T	
	S	
19	T	86.1465
	S	92.902

Event: RTI IMS Open Test
 Track: Indianapolis Motor Speedway RC
 Report: Section Data Report
 Session: Indy Lights Test Session 2



Section Data for Car 2 - Sowery, Toby (R)

Lap	T/S I6 to I7	I7 to I8	I8 to I9	I9 to SF	SF to I1	I1 to I2	I2 to I3A	I3A to I3	I3 to I4	I4 to I5A	I5A to I5	I5 to I6	Lap	PI to PO	PO to SF
20	T	5.9840													
	S	117.472													
1	T	5.5248	7.9347	8.6361	4.2291	5.8998	10.6442	3.8099	8.6999	8.7311	6.8588	5.1368	7.9121	84.0173	89.9945
	S	127.236	69.173	99.161	139.940	155.090	85.514	102.544	96.083	140.720	86.982	90.523	93.327	104.507	89.570
2	T	5.1888	7.3675	8.3547	4.1309	5.8492	10.0264	3.6464	8.2984	8.6433	6.5188	4.9938	7.6553	80.6735	
	S	135.475	74.498	102.501	143.266	156.432	90.783	107.142	100.731	142.149	91.519	93.115	96.457	108.839	
3	T	5.1252	7.2392	8.3004	4.0931	5.7686	9.8963	3.6059	8.4184	8.6131	6.5815	4.9983	7.6484	80.2884	
	S	137.157	75.818	103.171	144.589	158.617	91.977	108.345	99.295	142.647	90.647	93.032	96.544	109.361	
4	T	5.1441	7.2344	8.0539	4.0801	5.7623	9.7113	3.6376	8.4287	8.6473	6.4122	4.8743	7.5064	79.4926	
	S	136.653	75.869	106.329	145.050	158.791	93.729	107.401	99.174	142.083	93.040	95.398	98.371	110.456	
5	T	5.0707	7.3202	8.0925	4.0991	5.7949	9.6928	3.7096	8.4568	8.6237	6.4486	4.9218	7.5103	79.7410	
	S	138.631	74.979	105.822	144.378	157.897	93.908	105.316	98.845	142.472	92.515	94.478	98.320	110.111	
6	T	5.0338	7.2362	8.1242	4.1110	5.8106	9.9247	3.5752	8.4431	8.6193	6.3874	4.7922	7.5696	79.6273	
	S	139.647	75.850	105.409	143.960	157.471	91.713	109.276	99.005	142.545	93.401	97.033	97.549	110.269	
7	T	5.1023						4.2897	10.0638	10.6570	7.6568	6.4185	8.6462	251.9048	162.8204
	S	137.772						91.074	83.061	115.289	77.916	72.447	85.403	34.856	86.638
8	T	5.9492	8.0014	8.6600	4.1809	5.8692	10.7042	3.7567	8.5289	9.1099	7.4291	5.2579	7.5917	85.0391	
	S	118.160	68.596	98.887	141.553	155.899	85.035	103.996	98.009	134.868	80.305	88.438	97.265	103.251	
9	T	5.0789	7.2071	8.0789	4.0987	5.8424	9.5053	3.6712	8.1120	8.6002	6.4104	4.6860	7.3445	78.6356	
	S	138.407	76.156	106.000	144.392	156.614	95.760	106.418	103.046	142.861	93.066	99.232	100.539	111.659	
10	T	5.0636	6.9882	8.1008	4.1086	5.8222	9.3610	3.6515	8.0341	8.5476	6.2678	4.6790	7.3174	77.9418	
	S	138.825	78.541	105.713	144.044	157.157	97.236	106.992	104.045	143.741	95.183	99.380	100.911	112.653	
11	T	5.0256	7.1349	7.9308	4.1020	5.8407	9.2916	3.5593	8.1565	8.5464	6.2481	4.8207	7.3784	78.0350	
	S	139.875	76.927	107.979	144.276	156.659	97.962	109.764	102.484	143.761	95.484	96.459	100.077	112.519	
12	T	5.0723	7.1879	8.0150	4.0895	5.8285	9.3185	3.6522	8.1714	8.6126	6.2082	4.7212	7.4436	78.3209	
	S	138.587	76.359	106.845	144.717	156.987	97.680	106.972	102.297	142.656	96.097	98.492	99.201	112.108	
13	T	5.0588	7.1620	7.9747	4.0824	5.7914	9.3552	3.6813	8.1942	8.5265	6.1733	4.7624	7.5026	78.2648	
	S	138.957	76.636	107.385	144.968	157.993	97.296	106.126	102.012	144.096	96.641	97.640	98.420	112.188	
14	T	5.0656	7.0733	7.9724	4.0749	5.8088	9.8563	3.5507	8.1605	8.5463	6.0235	4.8166	7.5244	78.4733	
	S	138.770	77.597	107.416	145.235	157.520	92.350	110.030	102.434	143.762	99.044	96.541	98.135	111.890	
15	T	5.1446						3.6277	8.8305	8.7116	7.3049	7.5616	7.8762	392.5109	312.7089
	S	136.639						107.694	94.662	141.035	81.670	61.495	93.752	22.370	81.6640
16	T	5.1146	7.2502	7.9136	4.0660	5.7979	9.3019	3.6986	8.0507	8.4692	6.1839	4.7169	7.3366	77.9001	
	S	137.441	75.703	108.214	145.553	157.816	97.854	105.630	103.831	145.071	96.475	98.582	100.647	112.714	
17	T	5.0060	7.2862	7.9222	4.0594	5.7686	9.2614	3.6556	8.0357	8.5124	5.9601	4.7924	7.2970	77.5570	
	S	140.422	75.329	108.097	145.790	158.617	98.282	106.872	104.024	144.335	100.097	97.029	101.194	113.212	
18	T	4.9932	7.2376	7.8614	4.0431	5.7392	9.2308	3.5539	8.0220	8.4621	6.1087	4.7799	7.2583	77.2902	
	S	140.782	75.835	108.933	146.377	159.430	98.608	109.930	104.202	145.193	97.662	97.282	101.733	113.603	

Event: RTI IMS Open Test
Track: Indianapolis Motor Speedway RC
Report: Section Data Report
Session: Indy Lights Test Session 2

2.439 mile(s)

Indy Lights
 May 9, 2019



Section Data for Car 2 - Sowery, Toby (R)

Lap	T/SF to PI
20	T
	S
1	T
	S
2	T
	S
3	T
	S
4	T
	S
5	T
	S
6	T 77.9580
	S 102.660
7	T
	S
8	T
	S
9	T
	S
10	T
	S
11	T
	S
12	T
	S
13	T
	S
14	T 76.7695
	S 104.249
15	T
	S
16	T
	S
17	T
	S
18	T
	S

Event: RTI IMS Open Test
Track: Indianapolis Motor Speedway RC
Report: Section Data Report
Session: Indy Lights Test Session 2

2.439 mile(s)
Indy Lights
 May 9, 2019



Section Data for Car 2 - Sowery, Toby (R)

Lap	T/S	I6 to I7	I7 to I8	I8 to I9	I9 to SF	SF to I1	I1 to I2	I2 to I3A	I3A to I3	I3 to I4	I4 to I5A	I5A to I5	I5 to I6	Lap	PI to PO	PO to SF
19	T	5.0047	7.0003	7.8521	4.0492	5.7404	9.2400	3.5280	8.0521	8.4592	6.1048	4.7246	7.3371	77.0925		
	S	140.459	78.406	109.062	146.157	159.397	98.509	110.737	103.813	145.243	97.725	98.421	100.640	113.894		
20	T	5.0521	7.0170	7.9340	4.0638	5.7714	9.2315	3.5588	8.0965	8.4961	6.1864	4.7544	7.3562	77.5182		
	S	139.141	78.219	107.936	145.632	158.540	98.600	109.779	103.243	144.612	96.436	97.804	100.379	113.269		
21	T	5.0116						3.7684	8.7268	8.6106	6.2334	4.9363	7.5676	299.4176	222.6521	
	S	140.265						103.673	95.786	142.689	95.709	94.200	97.575	29.325	6.380	
22	T	5.0784														
	S	138.420														

Event: RTI IMS Open Test
Track: Indianapolis Motor Speedway RC
Report: Section Data Report
Session: Indy Lights Test Session 2

2.439 mile(s)

Indy Lights
May 9, 2019



Section Data for Car 2 - Sowery, Toby (R)

Lap	T/SF to PI	
19	T	
	S	
20	T	74.9471
	S	106.784
21	T	
	S	
22	T	
	S	

Event: RTI IMS Open Test
Track: Indianapolis Motor Speedway RC
Report: Section Data Report
Session: Indy Lights Test Session 2

2.439 mile(s)
Indy Lights
May 9, 2019



Section Data for Car 21 - VeeKay, Rinus (R)

Lap	T/S	I6 to I7	I7 to I8	I8 to I9	I9 to SF	SF to I1	I1 to I2	I2 to I3A	I3A to I3	I3 to I4	I4 to I5A	I5A to I5	I5 to I6	Lap	PI to PO	PO to SF
1	T	5.4790	8.1973	8.4382	4.2018	5.8003	10.7465	3.8227	8.5476	8.5264	6.7237	5.3233	7.4421	83.2489		89.4196
	S	128.300	66.957	101.487	140.849	157.750	84.700	102.200	97.795	144.098	88.730	87.352	99.221	105.472		90.146
2	T	5.2123	7.5835	8.0925	4.0644	5.7003	10.1589	3.6789	8.2427	8.4172	6.5764	5.1970	7.3292	80.2533		
	S	134.865	72.376	105.822	145.610	160.518	89.599	106.195	101.412	145.967	90.717	89.475	100.749	109.409		
3	T	5.1023	7.4001	7.8982	4.0227	5.6649			8.3368	8.3958	6.5226	5.1254	7.2303	81.7589		
	S	137.772	74.170	108.425	147.120	161.521			100.267	146.339	91.465	90.725	102.127	107.394		
4	T	5.1007	7.2919	7.9205	4.0236	5.6745	9.6154	3.6020	8.1215	8.4001	6.2778	5.1006	7.1937	78.3223		
	S	137.815	75.270	108.120	147.087	161.248	94.663	108.462	102.925	146.264	95.032	91.166	102.647	112.106		
5	T	5.0655	7.2145	7.8713	4.0079	5.6514	9.5487	3.5767	8.0615	8.3500	6.2230	5.0168	7.2134	77.8007		
	S	138.773	76.078	108.796	147.663	161.907	95.325	109.230	103.692	147.142	95.869	92.689	102.366	112.858		
6	T	5.0820	7.2234	7.8782	4.0139	5.6451	9.5533	3.5801	8.1081	8.3433	6.1328	4.9881	7.2142	77.7625		
	S	138.322	75.984	108.700	147.442	162.087	95.279	109.126	103.096	147.260	97.279	93.222	102.355	112.913		
7	T	5.0488	7.0744	7.9263	4.0059	5.6324	9.4153	3.5776	8.0937	8.3559	6.1752	5.0095	7.2030	77.5180		
	S	139.232	77.584	108.041	147.737	162.453	96.675	109.202	103.279	147.038	96.611	92.824	102.514	113.269		
8	T	5.0442	7.1808	7.8825	3.9999	5.6282	9.3046	3.5746	8.0836	8.3703	6.1233	5.0098	7.2494	77.4512		
	S	139.359	76.435	108.641	147.958	162.574	97.826	109.294	103.408	146.785	97.430	92.818	101.858	113.367		
9	T	5.0551						4.9263	10.8499	10.0433	7.6257	6.1771	8.9404	517.8341	428.0590	94.5776
	S	139.058						79.305	77.043	122.334	78.234	75.278	82.592	16.956	3.319	85.229
10	T	5.5370	8.1418	9.2164	5.6434	12.5056										
	S	126.956	67.413	92.917	104.869	73.167										

Event: RTI IMS Open Test
Track: Indianapolis Motor Speedway RC
Report: Section Data Report
Session: Indy Lights Test Session 2

2.439 mile(s)

Indy Lights
 May 9, 2019



Section Data for Car 21 - VeeKay, Rinus (R)

Lap	T/SF to PI	
1	T	
	S	
2	T	
	S	
3	T	
	S	
4	T	
	S	
5	T	
	S	
6	T	
	S	
7	T	
	S	
8	T	77.0799
	S	103.830
9	T	
	S	
10	T	
	S	

Event: RTI IMS Open Test
Track: Indianapolis Motor Speedway RC
Report: Section Data Report
Session: Indy Lights Test Session 2

2.439 mile(s)
Indy Lights
May 9, 2019



Section Data for Car 27 - Megennis, Robert (R)

Lap	T/S I6 to I7	I7 to I8	I8 to I9	I9 to SF	SF to I1	I1 to I2	I2 to I3A	I3A to I3	I3 to I4	I4 to I5A	I5A to I5	I5 to I6	Lap	PI to PO	PO to SF	
1	T	5.4613	8.1777	8.5622	4.1508	5.7598	10.2907	3.7907	8.5887	8.5323	6.6123	5.3076	7.4883	82.7224		89.3466
	S	128.716	67.117	100.017	142.579	158.860	88.451	103.063	97.327	143.998	90.224	87.610	98.608	106.143		90.219
2	T	5.2690	7.5258	8.1968	4.0180	5.6153	9.8259	3.6386	8.2766	8.3262	6.8552	5.1920	7.4313	80.1707		
	S	133.413	72.931	104.475	147.292	162.948	92.636	107.371	100.997	147.563	87.027	89.561	99.365	109.521		
3	T	5.3397	7.5260	8.1068	4.0133	5.5827	9.9966	3.6759	8.3673	11.7002	7.8867	5.3381	7.5233	85.0566		
	S	131.647	72.929	105.635	147.464	163.899	91.054	106.282	99.902	105.010	75.645	87.110	98.150	103.230		
4	T	5.1943	7.3791	8.1531	4.0124	5.6160	9.4352	3.6730	8.1975	8.3360	6.4771	5.0339	7.2968	78.8044		
	S	135.332	74.381	105.035	147.497	162.927	96.471	106.366	101.971	147.389	92.108	92.374	101.196	111.420		
5	T	5.1357	7.7379	7.9822	3.9770	5.5478	9.8408	3.5000	8.4362	8.3051	6.5334	5.1360	7.2955	79.4276		
	S	136.876	70.932	107.284	148.810	164.930	92.495	111.623	99.086	147.938	91.314	90.537	101.214	110.546		
6	T	5.1801						3.7833	8.6957	8.5583	7.0445	5.0370	7.5110	458.1139	378.8877	81.7746
	S	135.703						103.265	96.129	143.561	84.689	92.317	98.310	19.166	3.749	98.573
7	T	5.1755	7.4867	8.1016	4.0479	5.6926	9.4902	3.5578	8.1708	8.4270	6.3430	4.9129	7.2915	78.6975		
	S	135.824	73.312	105.703	146.204	160.735	95.912	109.810	102.304	145.798	94.055	94.649	101.270	111.572		
8	T	5.1244	7.2757	7.9431	4.0294	5.6825	9.4169	3.5363	8.1275	8.4448	6.2697	4.9371	7.2461	78.0335		
	S	137.178	75.438	107.812	146.875	161.021	96.659	110.478	102.849	145.490	95.155	94.185	101.904	112.521		
9	T	5.0603	7.1760	8.0840	4.0352	5.6929	9.4290	3.6282	8.2601	8.4213	6.1823	4.9959	7.3218	78.2870		
	S	138.916	76.486	105.933	146.664	160.727	96.535	107.679	101.198	145.896	96.500	93.076	100.851	112.157		
10	T	5.1162	7.2916	7.9626	4.0183	5.6463	545.8075		8.7773	8.5053	6.8971	5.1913	7.4519	85.2949		
	S	137.398	75.273	107.548	147.281	162.053	1.668		95.235	144.455	86.499	89.573	99.090	102.942		
11	T	5.2768						4.6005	10.4815	9.6705	7.9233	5.9349	8.3262	537.4845	449.3429	90.5838
	S	133.216						84.922	79.751	127.050	75.296	78.350	88.685	16.336	3.161	88.987
12	T	5.3132	7.8504	8.5477	4.1374	6.3146	11.0819	3.8126	8.4363	8.5637	6.5429	5.2049	7.3273	83.1329		
	S	132.303	69.915	100.186	143.041	144.902	82.136	102.471	99.085	143.470	91.181	89.339	100.775	105.619		
13	T	5.0594	7.4099	7.8723	4.0037	5.6723	10.5607	3.9417	8.9765	8.7191	6.9447	5.2055	7.2892	81.6550		
	S	138.940	74.072	108.782	147.818	161.310	86.190	99.115	93.122	140.913	85.906	89.329	101.302	107.530		
14	T	5.0209	7.2451	7.9982	4.0101	5.6645	9.3779	3.5635	8.0165	8.3536	6.1411	4.9031	7.2314	77.5259		
	S	140.006	75.757	107.070	147.582	161.532	97.061	109.634	104.274	147.079	97.147	94.838	102.111	113.258		
15	T	5.3388	7.7209	8.3587	4.1003	5.7014	10.0623	3.7629	8.7702	8.6177	6.6215	5.0868	7.1435	81.2850		
	S	131.669	71.088	102.452	144.335	160.487	90.459	103.825	95.312	142.571	90.099	91.413	103.368	108.020		
16	T	5.0527	7.1120	7.8993	4.0064	5.6540	9.3564	3.6015	7.9353	8.3406	6.0384	4.8342	7.1580	76.9888		
	S	139.125	77.174	108.410	147.718	161.832	97.284	108.478	105.341	147.308	98.800	96.190	103.159	114.048		
17	T	5.1766						4.9523	11.3299	12.5217	9.0731	6.4464	8.3241	257.9629	162.4564	100.7720
	S	135.795						78.889	73.779	98.121	65.754	72.133	88.707	34.037	8.744	79.990
18	T	5.6389	8.6804	10.0667	4.8773	7.4946	12.3241	4.4033	10.6031	9.3021	8.1525	6.4532	8.5715	96.5677		
	S	124.662	63.230	85.069	121.341	122.088	73.858	88.725	78.836	132.082	73.179	72.057	86.147	90.925		
19	T	6.3262														
	S	111.118														

Event: RTI IMS Open Test
Track: Indianapolis Motor Speedway RC
Report: Section Data Report
Session: Indy Lights Test Session 2

2.439 mile(s)

Indy Lights
 May 9, 2019



Section Data for Car 27 - Megennis, Robert (R)

Lap	T/SF to PI	
1	T	
	S	
2	T	
	S	
3	T	
	S	
4	T	
	S	
5	T	76.8581
	S	104.129
6	T	
	S	
7	T	
	S	
8	T	
	S	
9	T	
	S	
10	T	84.3127
	S	94.923
11	T	
	S	
12	T	
	S	
13	T	
	S	
14	T	
	S	
15	T	
	S	
16	T	76.9162
	S	104.051
17	T	
	S	
18	T	93.8913
	S	85.239
19	T	
	S	

Event: RTI IMS Open Test
Track: Indianapolis Motor Speedway RC
Report: Section Data Report
Session: Indy Lights Test Session 2



Section Data for Car 28 - Askew, Oliver (R)

Lap	T/S I6 to I7	I7 to I8	I8 to I9	I9 to SF	SF to I1	I1 to I2	I2 to I3A	I3A to I3	I3 to I4	I4 to I5A	I5A to I5	I5 to I6	Lap	PI to PO	PO to SF	
1	T	5.6877	8.0663	8.6907	4.1990	5.8283	11.0607	3.7817	8.7048	8.6633	6.7871	5.2735	7.5786	84.3217		87.9317
	S	123.592	68.044	98.538	140.943	156.993	82.294	103.309	96.029	141.821	87.901	88.177	97.433	104.130		91.671
2	T	5.2691	7.4529	8.2876	4.0694	5.7133	9.8185	3.6471	8.3674	8.4704	6.6397	5.2942	7.4950	80.5246		
	S	133.411	73.644	103.331	145.431	160.153	92.705	107.121	99.901	145.051	89.852	87.832	98.520	109.040		
3	T	5.2579	7.5340	8.0905	4.0755	5.7359	9.7918	3.5950	8.2434	8.4997	6.4883	5.0922	7.3532	79.7574		
	S	133.695	72.852	105.848	145.214	159.522	92.958	108.674	101.403	144.551	91.949	91.316	100.420	110.089		
4	T	5.1860	7.3300	8.0261	4.0673	5.7452	9.5223	3.6187	8.3039	8.4967	6.3431	4.9904	7.3255	78.9552		
	S	135.549	74.879	106.697	145.506	159.263	95.589	107.962	100.665	144.602	94.054	93.179	100.800	111.207		
5	T	5.1340	7.2726	8.0296	4.0627	5.7470	9.5656	3.5690	8.1961	8.4219	6.2806	4.9664	7.3168	78.5623		
	S	136.921	75.470	106.651	145.671	159.214	95.156	109.465	101.989	145.886	94.989	93.629	100.920	111.764		
6	T	5.1027	7.2288	8.0167	4.0674	5.7312	9.4985	3.5960	8.1620	8.4725	6.1422	4.9775	7.3227	78.3182		
	S	137.761	75.927	106.822	145.503	159.652	95.829	108.643	102.415	145.015	97.130	93.420	100.838	112.112		
7	T	5.0840	7.2295	8.0107	4.0584	5.7114	9.5120	3.5858	8.1416	8.4260	6.2299	4.9717	7.3186	78.2796		
	S	138.268	75.920	106.902	145.825	160.206	95.693	108.952	102.671	145.815	95.763	93.529	100.895	112.167		
8	T	5.1053	7.2596	7.9844	4.0526	5.7212	9.4459	3.6086	8.1560	8.4473	6.7071	6.7321	7.7003	80.9204		
	S	137.691	75.605	107.255	146.034	159.931	96.362	108.264	102.490	145.447	88.949	69.072	95.894	108.507		
9	T	5.4990						4.1868	8.8778	8.7011	6.6309	5.4165	7.6118	459.1280	376.8206	83.6880
	S	127.833						93.313	94.157	141.205	89.971	85.849	97.008	19.124	3.770	96.320
10	T	5.3088	7.6748	8.2413	4.0816	5.7609	9.5415	3.5820	8.2678	8.4515	6.2976	4.9815	7.4177	79.6070		
	S	132.413	71.515	103.911	144.997	158.829	95.397	109.068	101.104	145.375	94.733	93.345	99.547	110.297		
11	T	5.1737	7.2357	7.9673	4.0613	5.7367	9.3996	3.5505	8.1286	8.4280	6.1025	4.9722	7.3813	78.1374		
	S	135.871	75.855	107.485	145.721	159.499	96.837	110.036	102.836	145.780	97.762	93.520	100.038	112.371		
12	T	5.1230	7.2956	7.8763	4.0424	5.7124	9.3461	3.5782	8.1347	8.3915	6.1328	5.0075	7.3164	77.9569		
	S	137.215	75.232	108.727	146.403	160.178	97.391	109.184	102.758	146.414	97.279	92.861	100.925	112.631		
13	T	6.1582						5.4144	12.0693	12.4998	9.2471	7.2486	8.7241	650.7992	537.1981	113.1814
	S	114.149						72.156	69.259	98.292	64.517	64.150	84.640	13.492	2.644	71.220
14	T	5.8349	8.4862	9.1176	4.1844	5.7951	10.5022	4.0954	8.8043	9.8545	7.2882	5.5184	7.7456	87.2268		
	S	120.474	64.677	93.924	141.434	157.892	86.670	95.395	94.943	124.678	81.857	84.264	95.333	100.662		
15	T	5.2024	7.3849	8.0713	4.0491	5.7212	9.5515	3.6246	8.0654	8.4263	6.1453	5.0314	7.2559	78.5293		
	S	135.121	74.322	106.100	146.160	159.931	95.297	107.786	103.641	145.810	97.081	92.420	101.767	111.810		
16	T	5.0549	7.1334	7.9085	4.0407	5.6854	9.2684	3.4950	7.9461	8.4637	6.0539	4.9447	7.1861	77.1808		
	S	139.064	76.943	108.284	146.464	160.939	98.208	111.783	105.197	145.165	98.547	94.040	102.755	113.764		
17	T	5.0545	7.0975	7.8708	4.0485	5.7215	354.5278		11.1753	11.6645	8.6171	6.1518	9.1346	94.5337		
	S	139.075	77.332	108.803	146.182	159.923	2.567		74.800	105.331	69.233	75.588	80.836	92.881		
18	T	7.1449						6.3205	13.2214	15.0779	11.4463	10.1168	13.7232	359.6930	238.8138	136.0132
	S	98.385						61.812	63.224	81.486	52.121	45.963	53.807	24.411	5.948	59.265
19	T	11.2610	13.4373	12.6745	6.0285	7.8686	12.9413	5.4519	11.4286	11.0475	8.5035	6.6195	9.8884	117.1506		
	S	62.424	40.846	67.566	98.170	116.285	70.335	71.660	73.142	111.214	70.158	70.247	74.674	74.950		

Event: RTI IMS Open Test
Track: Indianapolis Motor Speedway RC
Report: Section Data Report
Session: Indy Lights Test Session 2

2.439 mile(s)

Indy Lights
 May 9, 2019



Section Data for Car 28 - Askew, Oliver (R)

Lap	T/SF to PI
1	T
	S
2	T
	S
3	T
	S
4	T
	S
5	T
	S
6	T
	S
7	T
	S
8	T 80.4444
	S 99.487
9	T
	S
10	T
	S
11	T
	S
12	T 81.6624
	S 98.003
13	T
	S
14	T
	S
15	T
	S
16	T
	S
17	T 98.7297
	S 81.062
18	T
	S
19	T 103.4796
	S 77.341

Event: RTI IMS Open Test
 Track: Indianapolis Motor Speedway RC
 Report: Section Data Report
 Session: Indy Lights Test Session 2

2.439 mile(s)
 Indy Lights
 May 9, 2019


Section Data for Car 48 - Norman, Ryan

Lap	T/S	I6 to I7	I7 to I8	I8 to I9	I9 to SF	SF to I1	I1 to I2	I2 to I3A	I3A to I3	I3 to I4	I4 to I5A	I5A to I5	I5 to I6	Lap	PI to PO	PO to SF
20	T	7.8747														
	S	89.267														
1	T	5.3945	8.1390	8.5125	4.1280	5.7527	10.2908	3.7903	8.7092	8.7013	6.5570	5.1023	7.4444	82.5220		89.2499
	S	130.309	67.436	100.601	143.367	159.056	88.451	103.074	95.980	141.201	90.985	91.135	99.190	106.401		90.317
2	T	5.2361	7.6133	8.1328	4.0557	5.6768	9.7620	3.6246	8.4051	8.4659	6.5081	5.0213	7.3371	79.8388		
	S	134.252	72.093	105.298	145.923	161.182	93.242	107.786	99.453	145.128	91.669	92.606	100.640	109.977		
3	T	5.2366	7.7480	8.0732	4.0394	5.6484	9.6652	3.6637	8.5323	9.7252	7.4813	4.9056	7.4028	82.1217		
	S	134.239	70.839	106.075	146.511	161.993	94.176	106.636	97.970	126.335	79.744	94.790	99.747	106.919		
4	T	5.0879	7.3418	7.9615	4.0533	5.7089	9.4924	3.6354	8.2526	8.4373	6.3665	4.8434	7.3109	78.4919		
	S	138.162	74.759	107.563	146.009	160.276	95.890	107.466	101.290	145.620	93.708	96.007	101.001	111.864		
5	T	5.0320	7.2984	7.9557	4.0335	5.7021	9.4447	3.6343	8.1853	8.4201	6.2577	4.8503	7.3648	78.1789		
	S	139.697	75.203	107.642	146.726	160.467	96.374	107.499	102.123	145.917	95.337	95.870	100.262	112.312		
6	T	5.0301	7.2489	7.9595	4.0381	5.6818	9.3248	3.6317	8.1093	8.4471	6.3752	4.8246	7.3324	78.0035		
	S	139.750	75.717	107.590	146.559	161.041	97.614	107.575	103.080	145.451	93.580	96.381	100.705	112.564		
7	T	5.0694	7.2671	7.9193	4.0276	5.6532	9.4124	3.7886	8.1451	8.3919	6.2954	4.8913	7.2984	78.1597		
	S	138.666	75.527	108.136	146.941	161.855	96.705	103.120	102.627	146.407	94.766	95.067	101.174	112.339		
8	T	5.1251						3.7109	8.3741	8.5289	6.6714	5.0537	7.5271	559.6951	480.2336	78.3505
	S	137.159						105.280	99.821	144.056	89.425	92.012	98.100	15.688	2.958	102.881
9	T	5.0888	7.2639	8.0168	4.0577	5.7334	9.3315	3.5367	8.1147	8.4166	6.2291	4.9141	7.6052	78.3085		
	S	138.138	75.560	106.821	145.851	159.591	97.544	110.465	103.012	145.978	95.775	94.626	97.093	112.126		
10	T	5.0838	7.1800	7.9820	4.0502	5.7336	9.2939	3.5733	8.1436	8.4180	6.1828	4.8311	7.2642	77.7365		
	S	138.273	76.443	107.287	146.121	159.586	97.938	109.334	102.646	145.953	96.492	96.251	101.650	112.951		
11	T	5.0627	7.2051	7.9534	4.0372	5.7178	9.3545	3.5969	8.0555	8.3776	6.1263	4.9118	7.2655	77.6643		
	S	138.850	76.177	107.673	146.591	160.027	97.304	108.616	103.769	146.657	97.382	94.670	101.632	113.056		
12	T	6.4542														
	S	108.914														

Event: RTI IMS Open Test
Track: Indianapolis Motor Speedway RC
Report: Section Data Report
Session: Indy Lights Test Session 2

2.439 mile(s)

Indy Lights
 May 9, 2019



Section Data for Car 48 - Norman, Ryan

Lap	T/SF to PI	
20	T	
	S	
1	T	
	S	
2	T	
	S	
3	T	
	S	
4	T	
	S	
5	T	
	S	
6	T	
	S	
7	T	79.4145
	S	100.777
8	T	
	S	
9	T	
	S	
10	T	
	S	
11	T	83.4943
	S	95.853
12	T	
	S	

Event: RTI IMS Open Test
Track: Indianapolis Motor Speedway RC
Report: Section Data Report
Session: Indy Lights Test Session 2

2.439 mile(s)
Indy Lights
May 9, 2019



Section Data for Car 5 - Kohl, Lucas (R)

Lap	T/S I6 to I7	I7 to I8	I8 to I9	I9 to SF	SF to I1	I1 to I2	I2 to I3A	I3A to I3	I3 to I4	I4 to I5A	I5A to I5	I5 to I6	Lap	PI to PO	PO to SF
1	T	5.4977	8.3011	8.6790	4.1675	5.7082	10.4329	3.7206	8.9405	8.9617	7.5016	5.6029	7.6504	85.1641	92.5601
	S	127.863	66.119	98.671	142.008	160.296	87.246	105.005	93.497	137.099	79.528	82.993	96.519	103.100	87.087
2	T	5.1018	7.9648	8.2624	4.0794	5.6602	9.8918	3.6086	8.7103	8.4463	6.8497	5.3812	7.4862	81.4427	
	S	137.786	68.911	103.646	145.075	161.655	92.018	108.264	95.968	145.464	87.097	86.412	98.636	107.811	
3	T	5.0659	7.6183	8.0320	4.0334	5.6225	9.6951	3.5235	8.3185	8.3694	6.6679	5.0928	7.3439	79.3832	
	S	138.762	72.045	106.619	146.729	162.739	93.885	110.879	100.488	146.801	89.472	91.305	100.547	110.608	
4	T	5.0277	7.5898	8.0423	4.0347	5.6244	9.7515	3.5739	8.2736	8.3292	6.3430	5.0377	7.2844	78.9122	
	S	139.816	72.316	106.482	146.682	162.684	93.342	109.315	101.033	147.510	94.055	92.304	101.369	111.268	
5	T	5.0002	7.4106	8.0688	4.0005	5.5964			8.5403	8.4733	6.4749	5.2108	7.3595	83.5055	
	S	140.585	74.065	106.133	147.936	163.498			97.878	145.001	92.139	89.238	100.334	105.148	
6	T	4.9686	7.4638	7.8250	4.0082	5.6138	9.6434	3.4959	8.3233	8.3082	6.2423	4.9686	7.2902	78.1513	
	S	141.479	73.537	109.439	147.652	162.991	94.389	111.754	100.430	147.882	95.572	93.588	101.288	112.351	
7	T	5.0211	7.5341	7.8909	4.0167	5.6081	9.5602	3.5907	8.2075	8.2803	6.1687	5.0501	7.2745	78.2029	
	S	140.000	72.851	108.525	147.339	163.157	95.210	108.804	101.847	148.381	96.713	92.077	101.507	112.277	
8	T	4.9829	7.4957	7.8578	3.9991	5.6069	9.5375	3.5963	8.4769	8.3478	6.2133	5.0480	7.3724	78.5346	
	S	141.073	73.224	108.983	147.988	163.192	95.437	108.634	98.610	147.181	96.018	92.116	100.159	111.803	
9	T	5.0081	7.5665	7.9687	4.0234	5.6222	9.5029	3.5415	8.2625	8.3406	6.2381	5.1377	7.3679	78.5801	
	S	140.364	72.539	107.466	147.094	162.748	95.784	110.315	101.169	147.308	95.637	90.507	100.220	111.738	
10	T	4.9610	7.4471	7.9101	4.0092	5.6178	9.5283	3.5214	8.4897	8.3907	6.3578	5.0748	7.5192	78.8271	
	S	141.696	73.702	108.262	147.615	162.875	95.529	110.945	98.462	146.428	93.836	91.629	98.203	111.388	
11	T	5.0206						4.3096	9.3937	8.7662	6.6956	5.2700	7.4302	482.1949	399.7648
	S	140.014						90.654	88.986	140.156	89.102	88.235	99.379	18.209	3.554
12	T	5.0734	7.5297	7.9130	4.0230	5.6552	9.9814	4.0104	8.9017	9.0917	6.7954	5.4007	7.5615	81.9371	
	S	138.557	72.893	108.222	147.109	161.798	91.192	97.417	93.904	135.138	87.793	86.109	97.654	107.160	
13	T	5.2519						4.0256	8.8097	8.5600	6.6906	5.2961	7.5343	315.1675	233.8163
	S	133.848						97.049	94.885	143.532	89.169	87.800	98.006	27.859	6.076
14	T	5.0619	7.4462	7.9744	3.9981	5.6025	9.5467	3.5682	8.1311	8.2289	6.2463	4.9986	7.5221	78.3250	
	S	138.872	73.711	107.389	148.025	163.320	95.345	109.490	102.804	149.307	95.511	93.026	98.165	112.102	
15	T	5.0038	7.3600	7.8353	3.9796	5.5782	9.3821	3.7264	8.2225	8.2763	6.0629	5.0275	7.2012	77.6558	
	S	140.484	74.574	109.296	148.713	164.031	97.017	104.842	101.661	148.452	98.400	92.491	102.540	113.068	
16	T	5.0032	7.3421	7.8524	3.9588	5.5539	9.3734	3.5770	8.3138	8.2754	6.2051	5.0950	7.2419	77.7920	
	S	140.501	74.756	109.058	149.494	164.749	97.107	109.221	100.545	148.469	96.145	91.266	101.963	112.870	
17	T	4.9647	7.3477	7.8019	3.9719	5.5574			8.5228	8.3945	6.2915	5.1199	7.2690	80.6364	
	S	141.591	74.699	109.763	149.001	164.645			98.079	146.362	94.825	90.822	101.583	108.889	
18	T	5.0107	7.4045	7.8503	3.9712	5.5806	9.4801	3.5114	8.1425	8.2824	6.1714	4.8979	7.3214	77.6244	
	S	140.291	74.126	109.087	149.028	163.961	96.015	111.261	102.660	148.343	96.670	94.939	100.856	113.114	
19	T	4.9568							5.2837	12.1777	10.4740	7.5352	6.4703	15.3477	294.6108
	S	141.816							73.941	68.643	117.303	79.174	71.867	48.112	29.803

Event: RTI IMS Open Test
Track: Indianapolis Motor Speedway RC
Report: Section Data Report
Session: Indy Lights Test Session 2

2.439 mile(s)

Indy Lights
 May 9, 2019



Section Data for Car 5 - Kohl, Lucas (R)

Lap	T/SF to PI	
1	T	
	S	
2	T	
	S	
3	T	
	S	
4	T	
	S	
5	T	
	S	
6	T	
	S	
7	T	
	S	
8	T	
	S	
9	T	
	S	
10	T	78.0597
	S	102.526
11	T	
	S	
12	T	82.3355
	S	97.202
13	T	
	S	
14	T	
	S	
15	T	
	S	
16	T	
	S	
17	T	
	S	
18	T	76.0908
	S	105.179
19	T	
	S	

Event: RTI IMS Open Test
Track: Indianapolis Motor Speedway RC
Report: Section Data Report
Session: Indy Lights Test Session 2

2.439 mile(s)

Indy Lights
 May 9, 2019



Section Data for Car 5 - Kohl, Lucas (R)

Lap	T/S	I6 to I7	I7 to I8	I8 to I9	I9 to SF	SF to I1	I1 to I2	I2 to I3A	I3A to I3	I3 to I4	I4 to I5A	I5A to I5	I5 to I6	Lap	PI to PO	PO to SF
20	T	6.1301						4.6530	10.0978	9.6554	7.4962	5.9122	8.3054	122.4565	31.5333	89.9249
	S	114.673						83.963	82.781	127.249	79.586	78.651	88.907	71.702	45.050	89.639
21	T	5.8438	8.1569	9.0790	4.3298	5.8118	10.6181	4.0345	8.9675	8.8416	7.1610	5.7061	8.2135	86.7636		
	S	120.291	67.288	94.324	136.685	157.438	85.724	96.835	93.215	138.961	83.311	81.492	89.902	101.199		
22	T	6.3575														
	S	110.571														

Event: RTI IMS Open Test
Track: Indianapolis Motor Speedway RC
Report: Section Data Report
Session: Indy Lights Test Session 2

2.439 mile(s)

Indy Lights
May 9, 2019



Section Data for Car 5 - Kohl, Lucas (R)

Lap	T/SF to PI	
20	T	
	S	
21	T	122.1849
	S	65.501
22	T	
	S	

Event: RTI IMS Open Test
Track: Indianapolis Motor Speedway RC
Report: Section Data Report
Session: Indy Lights Test Session 2

2.439 mile(s)
Indy Lights
May 9, 2019



Section Data for Car 67 - Kellett, Dalton

Lap	T/S I6 to I7	I7 to I8	I8 to I9	I9 to SF	SF to I1	I1 to I2	I2 to I3A	I3A to I3	I3 to I4	I4 to I5A	I5A to I5	I5 to I6	Lap	PI to PO	PO to SF	
1	T	5.3375	8.2067	8.8401	4.1886	5.8222	10.3194	3.8563	8.5327	8.5146	6.6395	5.3417	7.5925	83.1918		92.0873
	S	131.701	66.880	96.873	141.293	157.157	88.205	101.310	97.965	144.298	89.855	87.051	97.255	105.544		87.534
2	T	5.0717	12.1236	8.5455	4.0812	5.7101	9.7593	3.6609	8.3458	8.4152	6.9203	5.1345	7.4498	85.2179		
	S	138.603	45.272	100.212	145.011	160.242	93.268	106.717	100.159	146.002	86.209	90.564	99.118	103.035		
3	T	5.0921	7.3549	7.9440	4.0320	5.6779	9.6246	3.7690	8.2260	8.4226	6.1913	5.1237	7.3802	78.8383		
	S	138.048	74.626	107.800	146.780	161.151	94.573	103.657	101.618	145.874	96.360	90.755	100.053	111.372		
4	T	5.0039	7.9037	8.1126	4.0358	5.6990	9.7733	3.6229	8.1982	8.4503	6.2028	5.0555	7.4460	79.5040		
	S	140.481	69.444	105.560	146.642	160.554	93.134	107.837	101.963	145.396	96.181	91.979	99.169	110.440		
5	T	5.0380	7.0436	8.0359	4.0321	5.6708	9.4934	3.6458	8.1435	8.3810	6.1858	5.0242	7.3477	78.0418		
	S	139.530	77.924	106.567	146.777	161.353	95.880	107.159	102.647	146.598	96.445	92.552	100.495	112.509		
6	T	5.0375	7.0980	7.9815	4.0234	5.6561	9.5094	3.6409	8.1143	8.3725	6.1150	5.0241	7.3581	77.9308		
	S	139.544	77.327	107.294	147.094	161.772	95.719	107.304	103.017	146.747	97.562	92.554	100.353	112.669		
7	T	5.0284	7.1205	9.6023	4.1089	5.7131	9.4064	3.7284	8.0775	8.3902	6.0923	5.0081	7.3246	79.6007		
	S	139.797	77.082	89.183	144.033	160.158	96.767	104.785	103.486	146.437	97.925	92.850	100.812	110.306		
8	T	5.0387						4.9492	10.8588	9.6641	7.9295	6.1561	8.1317	421.2513	334.4104	90.5190
	S	139.511						78.938	76.980	127.134	75.237	75.535	90.806	20.844	4.248	89.051
9	T	5.2753	7.6747	8.6363	4.0659	5.7236	9.8297	3.7509	8.2363	8.4502	6.2604	5.1182	7.3448	80.3663		
	S	133.254	71.516	99.159	145.557	159.864	92.600	104.157	101.491	145.397	95.296	90.852	100.535	109.255		
10	T	5.0472	7.1171	7.9494	4.0133	5.6647	9.2516	3.6317	8.0660	8.3705	5.9776	5.0742	7.2431	77.4064		
	S	139.276	77.119	107.727	147.464	161.527	98.386	107.575	103.634	146.782	99.804	91.640	101.947	113.432		
11	T	5.0164	7.0748	7.9079	4.0154	5.6697			8.7560	8.3828	6.3049	4.9932	7.5479	83.7603		
	S	140.131	77.580	108.292	147.387	161.384			95.467	146.566	94.623	93.127	97.830	104.828		
12	T	5.0797	7.0617	7.9041	4.0172	5.7681	10.7633	4.1181	8.7301	8.4065	6.0573	5.0615	7.2245	80.1921		
	S	138.385	77.724	108.344	147.321	158.631	84.568	94.869	95.750	146.153	98.491	91.870	102.209	109.492		
13	T	5.0591						3.6431	8.6047	8.4475	6.1803	4.9907	7.1930	440.4340	364.7495	76.8687
	S	138.949						107.239	97.146	145.444	96.531	93.173	102.657	19.936	3.895	104.864
14	T	5.0123	7.0314	7.9411	4.0265	5.7036	9.4822	3.6685	8.1892	8.3924	6.0150	4.8975	7.2087	77.5684		
	S	140.246	78.059	107.839	146.981	160.425	95.993	106.496	102.075	146.399	99.184	94.946	102.433	113.196		
15	T	5.0116	6.9948	7.8963	4.0221	5.6880	9.1766	3.6271	8.0069	8.3823	6.0502	4.9834	7.1940	77.0333		
	S	140.265	78.467	108.451	147.142	160.865	99.190	107.712	104.399	146.575	98.607	93.310	102.642	113.982		
16	T	5.0268	6.9257	7.9014	4.0237	5.6823	9.2289	3.5648	8.0690	8.3362	6.0852	4.8531	7.2933	76.9904		
	S	139.841	79.250	108.381	147.083	161.026	98.628	109.594	103.595	147.386	98.040	95.815	101.245	114.045		
17	T	5.0172	6.8882	7.9869	4.0170	5.6667	9.2747	3.7743	8.0918	8.3744	6.1522	4.8689	7.2661	77.3784		
	S	140.109	79.682	107.221	147.328	161.470	98.141	103.511	103.303	146.713	96.972	95.504	101.624	113.474		
18	T	4.9828	7.0147	7.9072	4.0202	5.6603	9.3541	3.5548	8.1333	8.4177	5.9714	4.9803	7.2890	77.2858		
	S	141.076	78.245	108.302	147.211	161.652	97.308	109.903	102.776	145.959	99.908	93.368	101.305	113.609		
19	T	5.0010						5.2185	11.5023	9.6510	8.7388	6.6641	8.7701	267.0331	173.3740	100.3661
	S	140.563						74.865	72.673	127.307	68.269	69.777	84.196	32.881	8.194	80.314

Event: RTI IMS Open Test
Track: Indianapolis Motor Speedway RC
Report: Section Data Report
Session: Indy Lights Test Session 2

2.439 mile(s)

Indy Lights
 May 9, 2019



Section Data for Car 67 - Kellett, Dalton

Lap	T/SF to PI	
1	T	
	S	
2	T	
	S	
3	T	
	S	
4	T	
	S	
5	T	
	S	
6	T	
	S	
7	T	75.7147
	S	105.702
8	T	
	S	
9	T	
	S	
10	T	
	S	
11	T	
	S	
12	T	78.9565
	S	101.362
13	T	
	S	
14	T	
	S	
15	T	
	S	
16	T	
	S	
17	T	
	S	
18	T	75.7366
	S	105.671
19	T	
	S	

Event: RTI IMS Open Test
Track: Indianapolis Motor Speedway RC
Report: Section Data Report
Session: Indy Lights Test Session 2

2.439 mile(s)

Indy Lights
 May 9, 2019



Section Data for Car 67 - Kellett, Dalton

Lap	T/S	I6 to I7	I7 to I8	I8 to I9	I9 to SF	SF to I1	I1 to I2	I2 to I3A	I3A to I3	I3 to I4	I4 to I5A	I5A to I5	I5 to I6	Lap	PI to PO	PO to SF
20	T	6.1413	8.5342	10.0937	4.3135	5.8360	10.7324	4.1727	9.0859	8.5149	6.9161	5.6226	7.9218	87.8851		
	S	114.463	64.313	84.841	137.201	156.785	84.811	93.628	92.001	144.293	86.261	82.702	93.212	99.908		
21	T	5.9510														
	S	118.124														

Event: RTI IMS Open Test
Track: Indianapolis Motor Speedway RC
Report: Section Data Report
Session: Indy Lights Test Session 2

2.439 mile(s)

Indy Lights
May 9, 2019



Section Data for Car 67 - Kellett, Dalton

Lap	T/SF to PI	
20	T	86.9363
	S	92.058
21	T	
	S	

Event: RTI IMS Open Test
Track: Indianapolis Motor Speedway RC
Report: Section Data Report
Session: Indy Lights Test Session 2

2.439 mile(s)
Indy Lights
May 9, 2019



Section Data for Car 79 - Malukas, David (R)

Lap	T/S	I6 to I7	I7 to I8	I8 to I9	I9 to SF	SF to I1	I1 to I2	I2 to I3A	I3A to I3	I3 to I4	I4 to I5A	I5A to I5	I5 to I6	Lap	PI to PO	PO to SF
1	T	6.3948	8.6230	9.3759	4.4801	6.1692	11.8459	4.2009	10.2298	8.8825	7.2747	5.7972	7.9240	91.1980		100.8709
	S	109.926	63.651	91.337	132.099	148.317	76.839	93.000	81.713	138.321	82.009	80.211	93.186	96.278		79.912
2	T	5.5434	8.1017	8.5820	4.1895	5.8265	10.3835	3.8198	8.5065	8.6920	6.6371	5.3057	7.4623	83.0500		
	S	126.809	67.747	99.786	141.262	157.041	87.661	102.278	98.267	141.353	89.887	87.642	98.952	105.724		
3	T	5.2753	7.5634	8.1126	4.0713	5.7622	9.8151	3.7332	8.1589	8.5875	6.4008	5.0178	7.3285	79.8266		
	S	133.254	72.568	105.560	145.363	158.794	92.737	104.651	102.454	143.073	93.206	92.670	100.759	109.993		
4	T	5.1227	7.2985	8.0112	4.0902	5.7749	9.4657	3.6695	8.1211	8.4880	6.3665	4.9503	7.2923	78.6509		
	S	137.223	75.202	106.896	144.692	158.444	96.161	106.467	102.931	144.750	93.708	93.934	101.259	111.638		
5	T	5.1137	7.3641	8.0260	4.0447	5.7392	9.3413	3.6080	8.1076	8.4615	6.3938	4.9038	7.3303	78.4340		
	S	137.465	74.532	106.699	146.319	159.430	97.441	108.282	103.102	145.203	93.308	94.824	100.734	111.946		
6	T	5.0170	13.6825	8.6140	4.1285	5.8039	9.7576	3.6375	8.3457	8.6401	6.4927	4.9842	7.3164	86.4201		
	S	140.115	40.114	99.415	143.349	157.653	93.284	107.404	100.160	142.202	91.886	93.295	100.925	101.601		
7	T	5.0992	7.3138	7.9750	4.0540	5.7622	9.4496	3.6095	8.0313	8.4423	6.2563	4.9067	7.2539	78.1538		
	S	137.856	75.045	107.381	145.984	158.794	96.324	108.237	104.081	145.533	95.358	94.768	101.795	112.348		
8	T	5.0879	7.2222	7.9731	4.0409	5.7544	9.4278	3.5901	8.1262	8.4708	6.2736	4.9831	7.2512	78.2013		
	S	138.162	75.997	107.407	146.457	159.009	96.547	108.822	102.866	145.044	95.095	93.315	101.833	112.279		
9	T	5.0853						5.4475	12.1324	10.7644	8.6891	7.0674	9.1698	572.3475	475.1789	103.2495
	S	138.233						71.718	68.899	114.139	68.660	65.795	80.526	15.341	2.990	78.071
10	T	6.3641	8.6995	9.3193	4.3766	6.0293	11.0397	4.0456	9.2238	11.8703	7.3738	5.9122	8.6032	92.8574		
	S	110.456	63.091	91.891	135.223	151.759	82.450	96.570	90.625	103.505	80.907	78.651	85.830	94.558		
11	T	7.6007						4.0448	8.8814	8.6464	6.7989	5.4182	7.6139	347.2596	260.7731	80.3813
	S	92.486						96.589	94.119	142.098	87.748	85.822	96.982	25.285	5.448	100.282
12	T	5.2947	7.7084	8.1225	4.0822	5.8241	9.7181	3.6556	8.1467	8.3908	6.2462	5.0202	7.2443	79.4538		
	S	132.766	71.203	105.431	144.975	157.106	93.663	106.872	102.607	146.427	95.513	92.626	101.930	110.510		
13	T	5.0944	7.2362	7.8421	4.0371	5.7863	9.2738	3.5659	7.9375	8.4186	6.1193	4.8601	7.1015	77.2728		
	S	137.986	75.850	109.201	146.595	158.132	98.150	109.561	105.311	145.943	97.493	95.677	103.979	113.629		
14	T	5.0180	7.0178	7.8673	4.0274	5.7468	9.2508	3.5627	7.8948	8.4147	6.1710	4.8467	7.1144	76.9324		
	S	140.087	78.210	108.851	146.948	159.219	98.394	109.659	105.881	146.011	96.677	95.942	103.791	114.131		
15	T	5.0585	7.0808	7.7547	4.0277	5.7441	9.2169	3.5464	7.9642	8.4185	6.1993	4.9035	7.1372	77.0518		
	S	138.965	77.514	110.432	146.937	159.294	98.756	110.163	104.958	145.945	96.235	94.830	103.459	113.955		
16	T	5.0774						4.0603	8.9696	8.6474	7.1959	5.6246	9.3336	249.6678	166.6792	
	S	138.448						96.220	93.194	142.082	82.907	82.673	79.113	35.168	8.523	
17	T	6.9030														
	S	101.833														

Event: RTI IMS Open Test
Track: Indianapolis Motor Speedway RC
Report: Section Data Report
Session: Indy Lights Test Session 2

2.439 mile(s)

Indy Lights
 May 9, 2019



Section Data for Car 79 - Malukas, David (R)

Lap	T/SF to PI	
1	T	
	S	
2	T	
	S	
3	T	
	S	
4	T	
	S	
5	T	
	S	
6	T	
	S	
7	T	
	S	
8	T	76.5558
	S	104.541
9	T	
	S	
10	T	95.4109
	S	83.881
11	T	
	S	
12	T	
	S	
13	T	
	S	
14	T	
	S	
15	T	76.7339
	S	104.298
16	T	
	S	
17	T	
	S	






Event: RTI IMS Open Test
Track: Indianapolis Motor Speedway RC
Report: Section Data Report
Session: Indy Lights Test Session 2

2.439 mile(s)
Indy Lights
 May 9, 2019


Section Data for Car

Report Support Information

Section Legend	
Name	Length
I6 to I7	0.195265 miles
I7 to I8	0.152462 miles
I8 to I9	0.237879 miles
I9 to SF	0.164394 miles
SF to I1	0.254167 miles
I1 to I2	0.252841 miles
I2 to I3A	0.108523 miles
I3A to I3	0.232197 miles
I3 to I4	0.341288 miles
I4 to I5A	0.165720 miles
I5A to I5	0.129167 miles
I5 to I6	0.205114 miles
I2 to I3	0.340720 miles
I4 to I5	0.294886 miles
Lap	2.439000 miles
PI to PO	0.394602 miles
PO to SF	2.239110 miles
SF to PI	2.223106 miles
PO to I2	0.307102 miles
I7 to PI	0.338826 miles
PO to PI	2.023201 miles

Color Legend	
	Fastest Lap
	Section Under Caution
	Section Under Green
	Section Time Data
	Section Speed Data

