

Event: RTI IMS Open Test
Track: Indianapolis Motor Speedway RC
Report: Section Data Report
Session: Indy Lights Test Session 1

2.439 mile(s)

Indy Lights
 May 9, 2019



Section Data for Car 13 - Claman, Zachary

Lap	T/S I6 to I7	I2 to I3A	I3A to I3	I3 to I4	I4 to I5A	I5A to I5	I5 to I6	Lap	PI to PO	
1	T	7.3417	5.9334	14.3124	12.2773	11.6158	9.2360	12.0563	509.9228	386.6179
	S	95.748	65.845	58.405	100.074	51.360	50.346	61.247	17.219	3.674
2	T	9.0456								
	S	77.712								

Event: RTI IMS Open Test
Track: Indianapolis Motor Speedway RC
Report: Section Data Report
Session: Indy Lights Test Session 1

2.439 mile(s)

Indy Lights
 May 9, 2019



Section Data for Car 2 - Sowery, Toby (R)

Lap	T/S I6 to I7	I2 to I3A	I3A to I3	I3 to I4	I4 to I5A	I5A to I5	I5 to I6	
1	T	7.3990	6.4015	12.5793	13.3617	11.1591	7.5797	10.5521
	S	95.007	61.030	66.451	91.952	53.462	61.348	69.977

Event: RTI IMS Open Test
Track: Indianapolis Motor Speedway RC
Report: Section Data Report
Session: Indy Lights Test Session 1

2.439 mile(s)

Indy Lights
 May 9, 2019



Section Data for Car 21 - VeeKay, Rinus (R)

Lap	T/S	I6 to I7	I7 to I8	I8 to I9	I9 to SF	SF to I1	I1 to I2	I2 to I3A	I3A to I3	I3 to I4	I4 to I5A	I5A to I5	I5 to I6	Lap	PO to SF	SF to PI
1	T	6.1298	8.9562	9.4392	4.4751	6.0687	11.4633	4.1822	9.8168	8.9742	7.4923	6.0790	8.3217	91.3985	104.9400	
	S	114.678	61.283	90.724	132.247	150.774	79.404	93.415	85.151	136.908	79.627	76.493	88.733	96.067	76.813	
2	T	5.8230	9.0220	9.0633	4.3813	6.0294	11.2611	4.0772	9.7150	8.9356	7.2949	6.0894	8.3037	89.9959		
	S	120.720	60.836	94.487	135.078	151.756	80.829	95.821	86.043	137.499	81.782	76.362	88.925	97.564		
3	T	5.4422	8.2769	8.7517	4.2901	5.9884	10.9523	4.2151	9.4802	8.7234	7.1053	5.9922	8.0896	87.3074		86.5147
	S	129.167	66.313	97.851	137.950	152.795	83.108	92.686	88.174	140.844	83.964	77.601	91.279	100.569		92.507
4	T	5.5992														
	S	125.546														

Event: RTI IMS Open Test
Track: Indianapolis Motor Speedway RC
Report: Section Data Report
Session: Indy Lights Test Session 1

2.439 mile(s)

Indy Lights
 May 9, 2019



Section Data for Car 27 - Megennis, Robert (R)

Lap	T/S	I6 to I7	I7 to I8	I8 to I9	I9 to SF	SF to I1	I1 to I2	I2 to I3A	I3A to I3	I3 to I4	I4 to I5A	I5A to I5	I5 to I6	Lap	PO to SF	SF to PI
1	T	7.7159	10.3395	10.2455	4.9357	6.9933	12.9964	4.7379	10.7185	10.9948	8.8376	6.4811	8.9940	103.9902	112.4467	100.0114
	S	91.105	53.084	83.584	119.906	130.840	70.037	82.459	77.988	111.747	67.506	71.747	82.100	84.435	71.685	80.023
2	T	6.8678														
	S	102.355														

Event: RTI IMS Open Test
Track: Indianapolis Motor Speedway RC
Report: Section Data Report
Session: Indy Lights Test Session 1

2.439 mile(s)

Indy Lights
 May 9, 2019



Section Data for Car 28 - Askew, Oliver (R)

Lap	T/S I6 to I7	I7 to I8	I8 to I9	I9 to SF	SF to I1	I1 to I2	I2 to I3A	I3A to I3	I3 to I4	I4 to I5A	I5A to I5	I5 to I6	Lap	PO to SF	SF to PI	
1	T	7.1306	9.6736	10.8030	5.1523	7.1929	13.3556	4.9059	10.5255	9.5337	8.4142	6.3576	8.9218	101.9667	109.6040	95.9588
	S	98.583	56.738	79.271	114.865	127.209	68.153	79.635	79.418	128.873	70.903	73.141	82.765	86.110	73.545	83.402
2	T	6.1442														
	S	114.409														

Event: RTI IMS Open Test
Track: Indianapolis Motor Speedway RC
Report: Section Data Report
Session: Indy Lights Test Session 1

2.439 mile(s)

Indy Lights
 May 9, 2019



Section Data for Car 48 - Norman, Ryan

Lap	T/S	I6 to I7	I7 to I8	I8 to I9	I9 to SF	SF to I1	I1 to I2	I2 to I3A	I3A to I3	I3 to I4	I4 to I5A	I5A to I5	I5 to I6	Lap	PO to SF	SF to PI
1	T	6.9403	9.6582	10.3891	4.5581	6.1163	11.8501	4.3323	10.1414	9.3244	8.1568	6.0333	8.4669	95.9672	105.2531	92.3670
	S	101.286	56.829	82.429	129.839	149.600	76.812	90.179	82.425	131.766	73.140	77.072	87.211	91.494	76.585	86.645
2	T	5.7855														
	S	121.503														

Event: RTI IMS Open Test
Track: Indianapolis Motor Speedway RC
Report: Section Data Report
Session: Indy Lights Test Session 1

2.439 mile(s)
Indy Lights
 May 9, 2019



Section Data for Car 5 - Kohl, Lucas (R)

Lap	T/S I6 to I7	I7 to I8	I8 to I9	I9 to SF	SF to I1	I1 to I2	I2 to I3A	I3A to I3	I3 to I4	I4 to I5A	I5A to I5	I5 to I6	Lap	PO to SF	SF to PI	
1	T	6.9207	9.8563	10.4147	5.0467	7.0519	14.5022	5.1957	12.0797	10.1362	8.5430	6.4940	8.8052	105.0463	108.8045	
	S	101.573	55.687	82.226	117.268	129.752	62.765	75.193	69.199	121.213	69.834	71.605	83.861	83.586	74.085	
2	T	5.9029	9.3604	9.6551	4.4880	6.0501	11.9078	4.4954	10.2164	9.1908	8.2402	6.2949	8.8251	94.6271		
	S	119.086	58.637	88.695	131.867	151.237	76.440	86.907	81.820	133.681	72.400	73.869	83.671	92.789		
3	T	5.6099	9.1973	9.3872	4.3170	5.9818	11.1780	4.5280	10.0989	9.0616	7.5291	6.1530	8.4291	91.4709		
	S	125.306	59.677	91.227	137.090	152.964	81.430	86.281	82.772	135.587	79.238	75.573	87.602	95.991		
4	T	5.4530	8.8933	8.9617	4.3094	5.9601	11.1377	4.2787	9.8692	8.9978	7.5790	6.0816	8.2869	89.8084		
	S	128.912	61.717	95.558	137.332	153.521	81.725	91.309	84.699	136.549	78.716	76.460	89.106	97.768		
5	T	5.3207	8.6441	9.0106	4.2592	5.9618	11.0113	4.1724	9.7615	8.9372	7.3645	6.0195	8.2443	88.7071		87.9732
	S	132.117	63.496	95.040	138.951	153.477	82.663	93.635	85.633	137.474	81.009	77.249	89.566	98.982		90.973
6	T	5.2867														
	S	132.967														

Event: RTI IMS Open Test
 Track: Indianapolis Motor Speedway RC
 Report: Section Data Report
 Session: Indy Lights Test Session 1

2.439 mile(s)
 Indy Lights
 May 9, 2019



Section Data for Car 67 - Kellett, Dalton

Lap	T/S	I6 to I7	I7 to I8	I8 to I9	I9 to SF	SF to I1	I1 to I2	I2 to I3A	I3A to I3	I3 to I4	I4 to I5A	I5A to I5	I5 to I6	Lap	PI to PO	PO to SF
1	T	7.9530	11.4900	11.6694	5.5394	8.1857	13.5957	4.9954	11.0848	10.7124	8.7641	6.8287	9.3309	110.1495		120.3788
	S	88.389	47.769	73.385	106.838	111.780	66.950	78.208	75.410	114.693	68.072	68.095	79.136	79.713		66.962
2	T	6.8329	9.0271	10.2943	4.7381	7.1503	12.3459	4.7907	9.9954	9.4729	8.2623	6.4582	8.6822	98.0503		
	S	102.878	60.802	83.188	124.906	127.967	73.727	81.550	83.629	129.700	72.206	72.001	85.049	89.550		
3	T	5.9439						5.6232	12.7793	11.5735	9.0690	6.9081	9.1450	657.1530	552.3799	106.1908
	S	118.265						69.477	65.411	106.159	65.784	67.312	80.745	13.361	2.572	75.909
4	T	6.6782	8.8629	10.3624	5.6806	7.6391	12.1613	4.5570	10.1245	10.5558	8.0261	6.5161	8.8210	99.9850		
	S	105.261	61.928	82.641	104.182	119.779	74.846	85.732	82.563	116.394	74.331	71.362	83.710	87.817		
5	T	6.1107	8.4962	9.6553	5.2186	7.3097	12.1961	4.3957	10.0192	10.0695	7.7375	6.6900	9.0781	96.9766		
	S	115.037	64.601	88.694	113.406	125.176	74.633	88.878	83.431	122.016	77.104	69.507	81.340	90.541		
6	T	5.9507	8.5947	9.6289	4.5572	6.8914	11.7274	4.4193	9.7922	9.4169	7.7836	6.2446	8.7400	93.7469		
	S	118.130	63.861	88.937	129.864	132.774	77.615	88.404	85.365	130.471	76.647	74.464	84.486	93.661		
7	T	5.5796	8.3857	9.2711	4.4074	6.9911	11.2566	4.3177	9.8461	9.2762	7.6254	6.1906	8.5730	91.7205		
	S	125.987	65.452	92.369	134.278	130.881	80.862	90.484	84.897	132.450	78.237	75.114	86.132	95.730		
8	T	5.3995	8.2200	9.1451	4.2847	5.9327	11.0679	4.3122	9.7872	8.8155	7.3419	6.2722	8.4561	89.0350		
	S	130.189	66.772	93.642	138.124	154.230	82.240	90.599	85.408	139.372	81.258	74.137	87.323	98.617		
9	T	5.4435														
	S	129.137														

Event: RTI IMS Open Test
Track: Indianapolis Motor Speedway RC
Report: Section Data Report
Session: Indy Lights Test Session 1

2.439 mile(s)

Indy Lights
 May 9, 2019



Section Data for Car 67 - Kellett, Dalton

Lap	T/SF to PI	
1	T	
	S	
2	T	97.3243
	S	82.232
3	T	
	S	
4	T	
	S	
5	T	
	S	
6	T	
	S	
7	T	
	S	
8	T	86.7281
	S	92.279
9	T	
	S	






Event: RTI IMS Open Test
Track: Indianapolis Motor Speedway RC
Report: Section Data Report
Session: Indy Lights Test Session 1

2.439 mile(s)
Indy Lights
 May 9, 2019


Section Data for Car

Report Support Information

Section Legend	
Name	Length
I6 to I7	0.195265 miles
I7 to I8	0.152462 miles
I8 to I9	0.237879 miles
I9 to SF	0.164394 miles
SF to I1	0.254167 miles
I1 to I2	0.252841 miles
I2 to I3A	0.108523 miles
I3A to I3	0.232197 miles
I3 to I4	0.341288 miles
I4 to I5A	0.165720 miles
I5A to I5	0.129167 miles
I5 to I6	0.205114 miles
I2 to I3	0.340720 miles
I4 to I5	0.294886 miles
Lap	2.439000 miles
PI to PO	0.394602 miles
PO to SF	2.239110 miles
SF to PI	2.223106 miles
PO to I2	0.307102 miles
I7 to PI	0.338826 miles
PO to PI	2.023201 miles

Color Legend	
	Fastest Lap
	Section Under Caution
	Section Under Green
	Section Time Data
	Section Speed Data

